

Emergency Response Information Dashboard

Issue No: 3

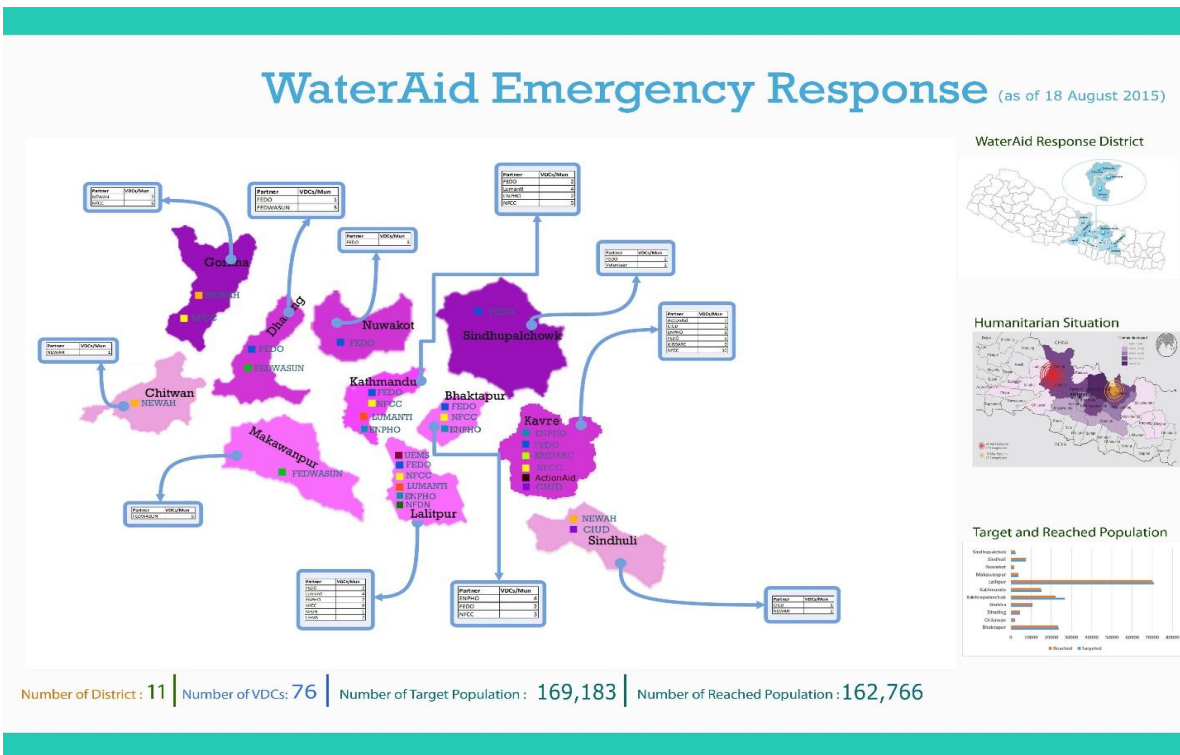
Date of Issue: August 20, 2015

Context

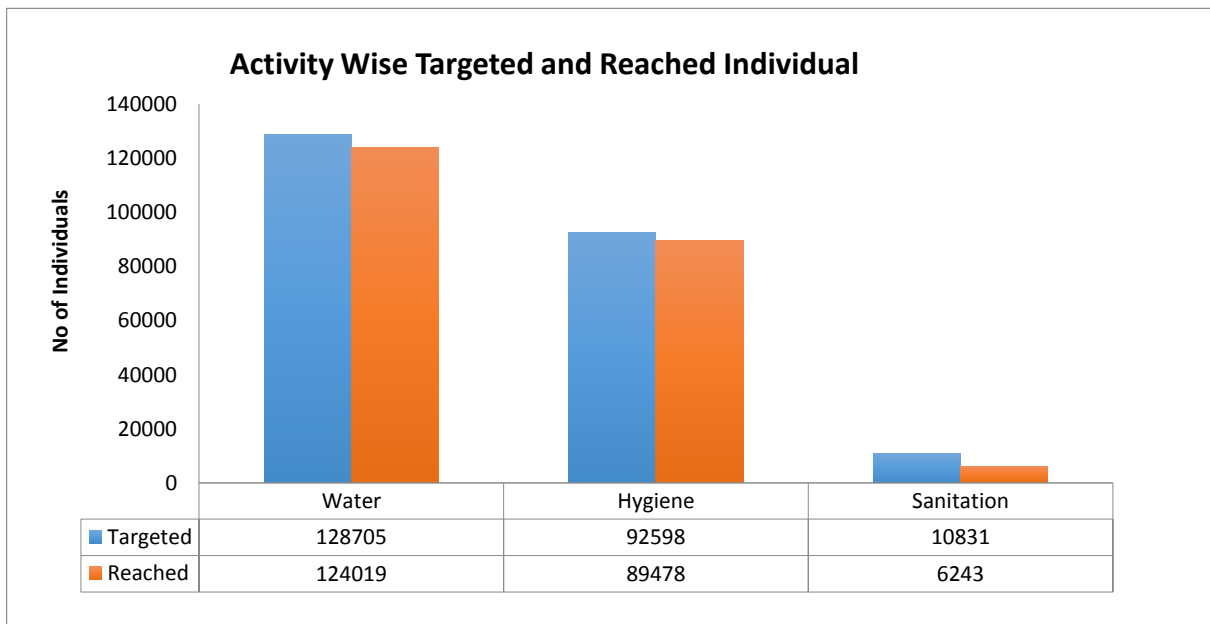
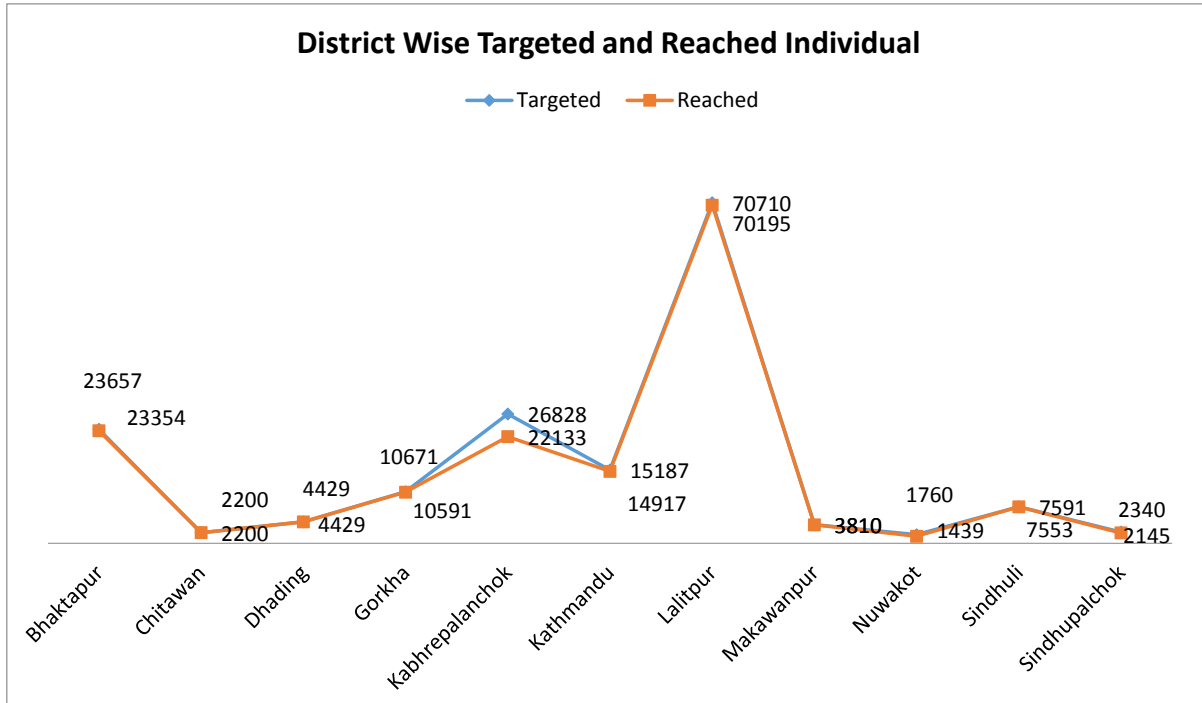
The relief phase of the emergency is winding up, with efforts of major humanitarian actors slowly shifting to recovery and reconstruction. Most relief work has been completed expect for early recovery work with AcitonAid and Himalayan Climate Change Initiative. WAN and partners are now focusing on recovery. A long term recovery plan has been prepared, which will primarily focus on 5 severely affected districts (Gorkha, Kavre, Bhaktapur, Lalitpur and Dolakha (new)) through 7 implementing partners (NEWAH, KIRDARC, CIUD, ENPHO, UEMS, FEDWASUN and NFCC).

Till date, WaterAid has provided support to 11 Districts and 76 VDCs/ Municipalities with emergency WASH response. So far, 162,766 beneficiaries have been reached out of the targeted 169,183 with water, sanitation and hygiene activities through 14 partners. WaterAid Nepal has continued to provide support in terms of hygiene kits, chlorination (aqua tabs, bleaching powder, Piyush, hygiene awareness), water tanks, hygiene awareness activities. WaterAid has actively participated in the Water and Sanitation technical groups and WASH cluster.

Emergency Response Map



Target and Reached



Relief Materials Planned and Distributed

Items	CIUD	ENPHO	FEDO	FEDWASUN	KIRDARC	LUMANTI	CHD	NEWAH	NFCC	UEMS	Total	
Piyush	Planned	-	-	-	-	1,200	2,000	-	1,400	-	1,000	5,600
	Dispatched	600	-	-	-	1,200	-	200	-	-	1,000	3,000
	Distributed	3,405	975	-	-	1,200	-	-	-	-	1,063	6,643
Aquatabs	Planned	-	-	-	-	-	40,000	-	-	-	5,000	45,000
	Dispatched	-	-	500	100	100	25,000	-	600	50	625	26,975
	Distributed	-	-	500	-	1,000	21,500	1,200	-	-	909	25,109
ORS	Planned	-	-	-	-	6,000	2,000	-	-	-	1,000	9,000
	Dispatched	-	-	-	-	6,000	-	-	-	-	-	6,000
	Distributed	1,420	-	806	-	6,000	-	-	-	-	420	8,646
Hygiene kits	Planned	-	6,000	-	-	-	2,000	-	-	-	1,500	9,500
	Dispatched	100	5,694	200	1,000	-	1,500	-	-	-	1,500	9,994
	Distributed	976	3,875	170	1,000	1,200	1,500	-	3,628	-	1,499	13,848
Soap	Planned	-	-	-	-	-	-	-	-	-	-	-
	Dispatched	576	-	-	-	-	-	-	-	-	1,000	1,576
	Distributed	-	-	648	-	-	-	-	12,381	-	1,000	14,029
Community filter	Planned	-	-	-	-	-	-	-	-	-	-	-
	Dispatched	5	15	4	10	4	-	-	25	-	5	68
	Distributed	-	16	3	10	4	-	-	25	-	5	63
Satopan	Planned	-	-	-	-	200	100	-	-	-	30	330
	Dispatched	-	11	-	-	-	-	-	-	-	-	11
	Distributed	-	-	-	-	-	-	-	-	-	-	-

AREAS OF CONCERN

According to the relief materials distribution table above, it is observed that 600 Strips of Aquatabs had been dispatched to NEWAH, however it appears that none have been distributed. NEWAH has responded that aquatabs were distributed as part of Hygiene Kits. It also appears that NFCC has not distributed 50 Strips of Aquatabs. NFCC has only share data on hygiene kits [soap and sanitary napkins]. FEDO is yet to distribute 1 community Filter out of 4 Filters that were dispatched to them and 30 hygiene kits remains to be distributed out of 200 hygiene kits dispatched. ENPHO is yet to distribute 3 Community filters out of 15 Community Filters and 1,819 Hygiene kits out of 5694 Hygiene Kits dispatched to them from WaterAid. M and E unit has not received any reporting of emergency activities from ActionAid and Himalayan Climate Initiative (HCI) although work was started work from June 2015. The reporting mechanism with ActionAid and Himalayan Climate Change Initiative has to be figured out.

Budget Details

(as of July End, 2015)

Project Title	Approved Budget	Transfer Budget to Date	Spend to Date	Amount	In %
CIUD	2,797,500	2,662,500	2,536,203	261,297	9%

UEMS	489,500	489,500	183,669	305,831	62%
ENPHO	823,354	347,500	543,067	280,287	34%
LUMANTI	387,000	387,000	293,031	93,969	24%
NEWAH	8,758,884	8,400,000	7,831,425	927,459	11%
KIRDARC	2,377,025	2,377,000	2,163,117	213,908	9%
FEDO	366,882	366,000	366,450	432	0%
FEDWASUN	100,000	100,000	100,000	-	0%
NFCC	1,665,000	1,665,000	1,536,245	128,755	8%
Total Partners	17,765,145	16,794,500	15,553,208	2,211,937	

Disease Outbreak

There have been recent reports of cholera outbreak in the capital, Kathmandu with incidences reported at Kalimati, Kuleshwore, Teku, Ombahal, Bhotebahal, Imadole and Nardevi. 38 cases have been confirmed in the tekku hospital till the 7th of August, thousands more may have been infected. Many cases of diarrhoea have also been reported by other hospitals.

WaterAid Nepal is in discussion with other stakeholders such as UNICEF and the government on this. The plan on cholera prevention will be finalised by August End.

Assessment Activities

In the beginning of the emergency period, multi indicator rapid assessments (MIRA) were used for quickly assessing the situation in the affected areas. After MIRA, the WASH cluster had developed two assessments, WASH technical assessment for water supply schemes and WASH phase II assessment to capture other information. With respect to the objective of having an integrated analysis of the needs, and looking at the transition potentiality from relief to recovery, WaterAid Nepal has initiated a detailed assessment to design its recovery plan through a team of consultant.

Staff Movements

WAN team members from advocacy, urban and rural teams are accompanying sector stakeholders on joint monitoring visits of emergency activities. The urban team has completed the joint monitoring visit in Lalitpur on , the advocacy team has completed the joint monitoring visit in Bhaktapur, rural team will join the monitoring team to Gorkha . Emergency adviser has also completed the visit to Dolakha with emergency assessment team .

Critical Issues

Partners faced several challenges during the field visit to the affected districts due to unexpected wind storms and rain. Lack of electricity, internet connection and unavailability of local transportation facilities also hampered response activities. Non project areas are also requesting for support, this is also an area of concern. As the monsoon has started, there is a need for a robust strategic plan for stock piling and storing relief goods ((Eg: Aqua tabs, piyush etc for water purification).

Annexure

Annex 1: District and VDC/Municipality Level Targeted and Reached Individuals

District	VDC /Municipality	Partners	Targeted Individuals	Reached Individuals
Bhaktapur	Bhaktapur N.P.	ENPHO	2225	2075
		NFCC	412	412
	Changunarayan	FEDO	440	292
	Gundu	ENPHO	250	175
		FEDO	640	640
	Jhaukhel	ENPHO	4080	4080
		NFCC	675	676
	Madhyapur Thimi N.P.	ENPHO	4070	4070
	Nagarkot	ENPHO	6795	6870
NFCC		570	564	
(blank)	Child Health Division	3500	3500	
Chitawan	Lothar	NEWAH	2200	2200
Dhading	Dhussa	FEDWASUN	460	460
	Katunje	FEDO	935	935
	Kumpur	FEDWASUN	834	834
	Tasarpur	FEDWASUN	2200	2200
Gorkha	Hanspur	NFCC	550	517
		NFCC	500	530
	Saurpani	NEWAH	4481	4481
		NFCC	475	451
	Simjung	NEWAH	3715	3715
		NFCC	500	462
Swara	NFCC	450	435	
Kabhrepalanchok	Anaikot	NFCC	250	237
	BaluwapatiDeupur	ActionAid	475	
		KIRDARC	6023	6023
	Bhumlutar	NFCC	240	238
	ChandeniMandan	ActionAid	405	
	Devitar	NFCC	170	158
		NFCC	90	90
	Dhulikhel N.P.	ActionAid	614	
		FEDO	440	193
		KIRDARC	5374	5374
		FEDO	440	500
	HokseBazar	FEDO	440	500
	JaisithokMandan	ActionAid	280	
	JyamdiMandan	ActionAid	415	
	KolatiBhumlu	FEDO	640	550
ActionAid		258		
MahadevsthanMandan	FEDO	550	660	
	CIUD	4500	4120	
Nala(Ugrachandi)	NFCC	475	471	

	NayagaunDeupur	ActionAid	1059	
	Panauti N.P.	ENPHO	500	500
		FEDO	300	250
		NFCC	85	82
	Panchkhal	NFCC	900	868
	RaviOpi	NFCC	150	144
	RyaleBhir	NFCC	500	480
	SankhupatiChour	ENPHO	1500	1000
Saping	NFCC	195	195	
Kathmandu	Dharmasthali	NFCC	500	497
		Volunteer	114	114
	Futung	FEDO	330	330
	Jorpati	WaterAid	200	200
	Kathmandu M.N.P.	Lumanti	3000	1716
		NFCC	450	457
	Kirtipur N.P.	Lumanti	750	500
	Machhegaun	Lumanti	600	1038
		NFCC	450	457
	Ramkot	Lumanti	515	515
	Sangla	FEDO	138	138
	Seuchatar	NFCC	325	319
	Suntol	ENPHO	1500	1411
	Thankot	Lumanti	600	1523
TokhaChandeswori	NFCC	715	702	
	Child Health Division	5000	5000	
Lalitpur	Badikhel	UEMS	1757	1757
	Bungamati	NFCC	350	351
		UEMS	7045	7045
	Chapagaun	NFCC	276	276
	Godamchaur	FEDO	100	25
	Harisiddhi	NFCC	225	222
	Jharuwarasi	UEMS	1074	1074
	Khokana	Lumanti	500	500
		NFCC	900	860
	Lalitpur U.M.N.P.	Lumanti	200	394
		NFDN	56	56
		UEMS	42420	42420
	Lamatar	FEDO	550	374
	Lele	NFCC	370	368
		UEMS	6591	6591
	Lubhu	NFCC	450	456
		UEMS	1046	1046
	Siddhipur	Lumanti	1000	500
		NFCC	125	119
	Thaiba	Lumanti	1700	1289
Thecho	Lumanti	1200	1707	
	NFCC	275	265	
	Child Health Division	2500	2500	

Makawanpur	Agara	FEDWASUN	3300	3300
	Kalikatar	FEDWASUN	113	113
	Khairang	FEDWASUN	344	344
	Namtar	FEDWASUN	28	28
	Thingan	FEDWASUN	25	25
Nuwakot	Belkot	FEDO	550	539
	Bidur N.P.	FEDO	550	245
	Kumari	FEDO	550	545
	Thansing	Volunteer	110	110
Sindhuli	Kamalamai N.P.	CIUD	540	502
	Netrakali	NEWAH	2937	2937
	Santeswori(Rampur)	NEWAH	4114	4114
Sindhupalchok	Batase	FEDO	250	225
	Bhimtar	Volunteer	1180	1180
	Petaku	FEDO	800	740
	Thakani	HCI	110	
Grand Total			169,183	162,766

Emergency Response Data Sheet

Annex 2: District and Activitywise Targeted and Reached

District	Water		Sanitation		Hygiene	
	Targeted	Reached	Targeted	Reached	Targeted	Reached
Bhaktapur	11,925	11,850	1,315	1,315	19,907	19,679
Chitawan	2,200	2,200			2,200	2,200
Dhading	2,144	1,394			3,135	3,135
Gorkha	8,196	8,196			10,671	10,591
Kabhrepalanchok	18,287	17,667	9,206	4,728	17,265	14,999
Kathmandu	10,826	8,928	200	200	7,658	8,713
Lalitpur	63,723	62,588			18,536	17,721
Makawanpur	648	648			3,300	3,300
Nuwakot	935	925			1,650	1,294
Sindhuli	7,591	7,553			7,251	7,251
Sindhupalchok	2,230	2,070	110		1,025	595
Total	128,705	124,019	10,831	6,243	92,598	89,478

Annex 3: Partnerwise and Activitywise Targeted and Reached

Partners	Water		Sanitation		Hygiene	
	Targeted	Reached	Targeted	Reached	Targeted	Reached
ActionAid			3,506			
Child Health Division	11,000	11,000				
CIUD	5,040	4,622	250	55	4,700	2,900
ENPHO	9,555	9,482	2,815	2,315	18,670	18,506
FEDO	4,865	3,620			8,078	6,751
FEDWASUN	1,942	1,942			5,500	5,500
HCI			110			
KIRDARC	11,397	11,397	3,950	3,673	7,340	7,183
Lumanti	9,265	6,315			7,475	8,042
NEWAH	17,447	17,447			17,447	17,447
NFCC					12,598	12,359
NFDN	56	56				
UEMS	56,717	56,717			10,790	10,790
Volunteer	1,404	1,404				
WaterAid	17	17	200	200		
Total	128,705	124,019	10,831	6,243	92,598	89,478